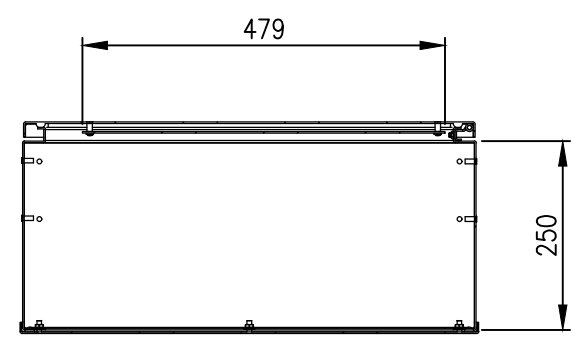
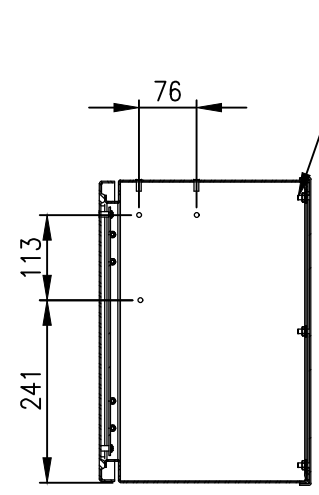


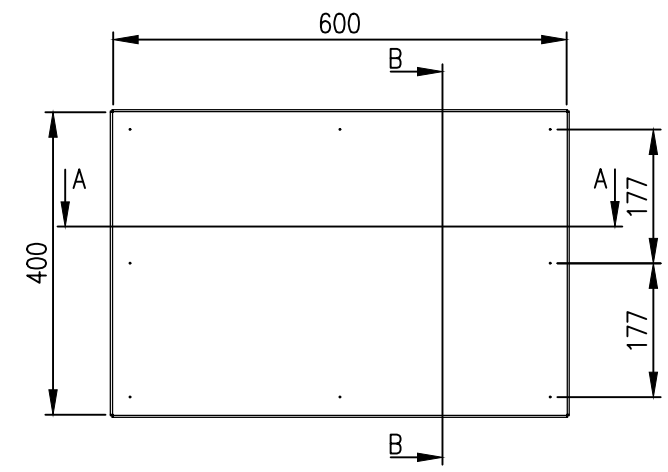
TOP VIEW



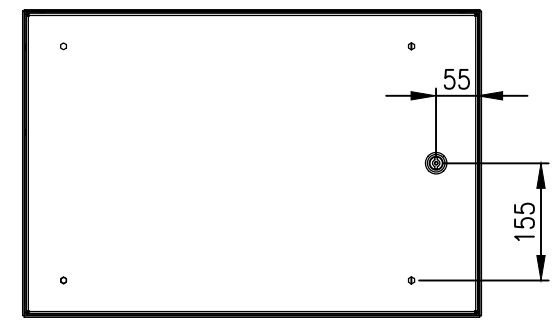
SECTION A-A




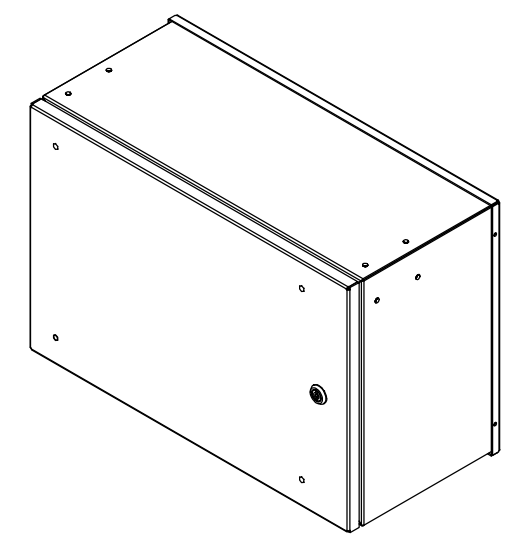
SECTION B-B



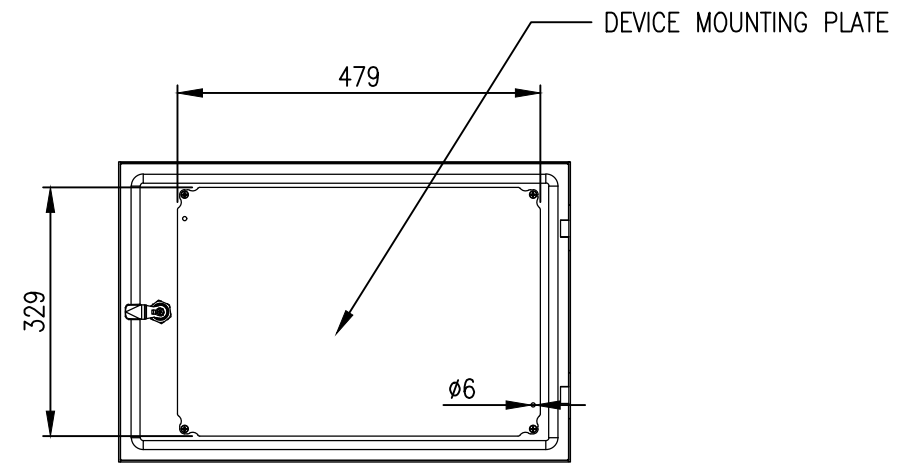
FRONT VIEW



REAR VIEW



BOTTOM VIEW



REAR-DOOR INTERIOR VIEW

MATERIAL:  
ENCLOSURE BODY: 2.0mm GALVANISED STEEL SHEET  
ENCLOSURE DOOR: GALVANISED STEEL SHEET  
ENCLOSURE FRONT PANEL: GALVANISED STEEL SHEET  
ENCLOSURE SEAL: POLYURETHANE  
SURFACE TREATMENT: POWDER-COAT 80-120 MICRON  
STANDARD COLOUR: RAL7035

PROTECTION: IP66  
STANDARD: AS/EN/IEC60529

© IP ENCLOSURES 2022.  
THIS DRAWING SHALL NOT BE COPIED OR REPRODUCED WITHOUT  
AUTHORISATION FROM IP ENCLOSURES.  
www.ipenclosures.com.au

Itemref	Quantity	Title/Name, designation, material, dimension etc	Article No./Reference
Designed by IP	Checked by IP	Approved by - date 11/08/22	Filename IP-HM406025
Date 11/08/22		Scale 1:10	Article No./Reference 400Hx600Wx250D STEEL HMI ENCLOSURE
Edition 0		Sheet 1/1	IP-HM406025