

# HMI Enclosure

# IP-HMI304025

STEEL | FRONT PANEL | REAR DOOR | IP66

300H x 400W x 250D

IP Enclosures range of IP66 HMI Enclosures are an aesthetic and ergonomic control panel system. The simplified flat front panel is designed to mount operator interfaces. Access is via lockable rear door. HMI Enclosures are designed for use with IP Enclosures Support Arm Systems.

Protection: IP66

Standard: AS/EN/IEC60529, RoHS  

### Material:

- Enclosure Body: 2.0mm Galvanised steel sheet
- Enclosure Door: Galvanised steel sheet
- Enclosure Front Panel: Galvanised steel sheet
- Enclosure Seal: Polyurethane

**Body:** The robust monoblock body is fabricated using 2.0mm galvanised steel sheet. Cutting, pressing and full continuous seam welding using precision automated manufacturing equipment ensures accuracy and consistent high quality. Flat face sealing surfaces are provided to increase seal life. M6 earth studs and equipment mounting studs are provided.

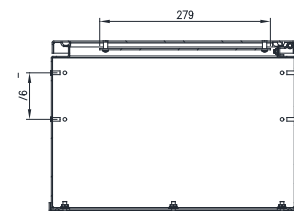
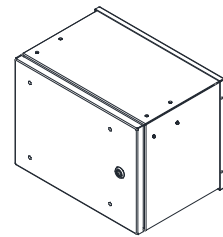
**Door:** The robust surface mounted door is fabricated using galvanised steel sheet and incorporates concealed removable hinges with captive pins. The door is designed for a 110° opening. The door contains an integral mounting plate and a high quality machine-applied foamed in place (FIP) Polyurethane seal.

**Front Panel:** The front panel is fabricated using galvanised steel sheet. It is removable via internal fasteners to cut or machine hole to mount HMI's and operator devices. Sealing is achieved via a high quality machine-applied foamed in place (FIP) Polyurethane seal.

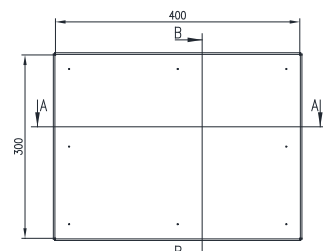
**Seals:** A high quality machine-applied full perimeter UL listed Polyurethane seal foamed in place (FIP) provides excellent sealing over a long life. Temperature resistance -40°C to 80°C (160°C short term loading).

**Lock:** Chrome 5mm double bit insert quarter turn lock with key.

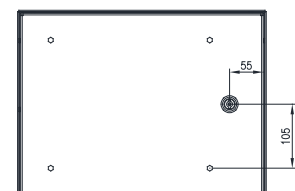
**Surface Treatment:** UL approved epoxy polyester powder coated with a textured finish. 80-120 micron average thickness. Standard Colour: RAL7035.



SECTION A-A



FRONT VIEW



REAR VIEW