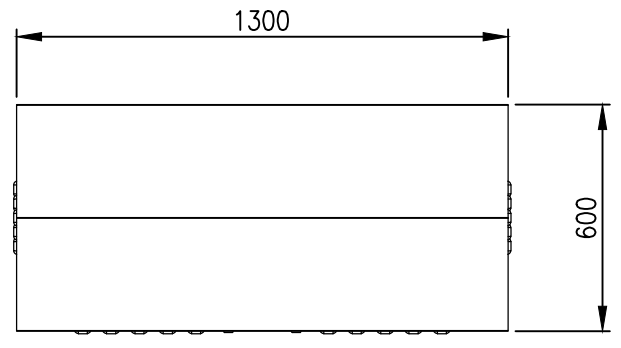
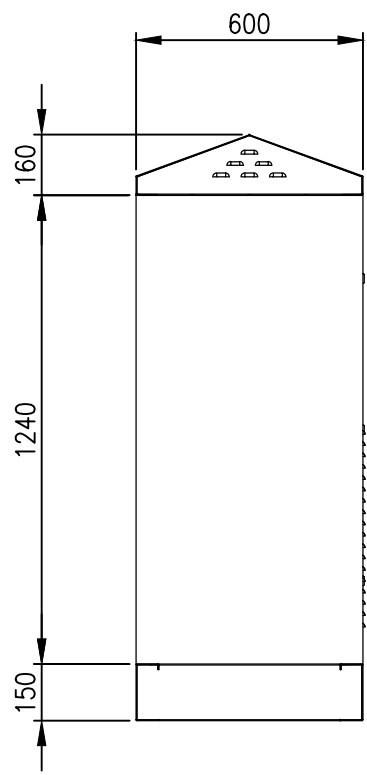


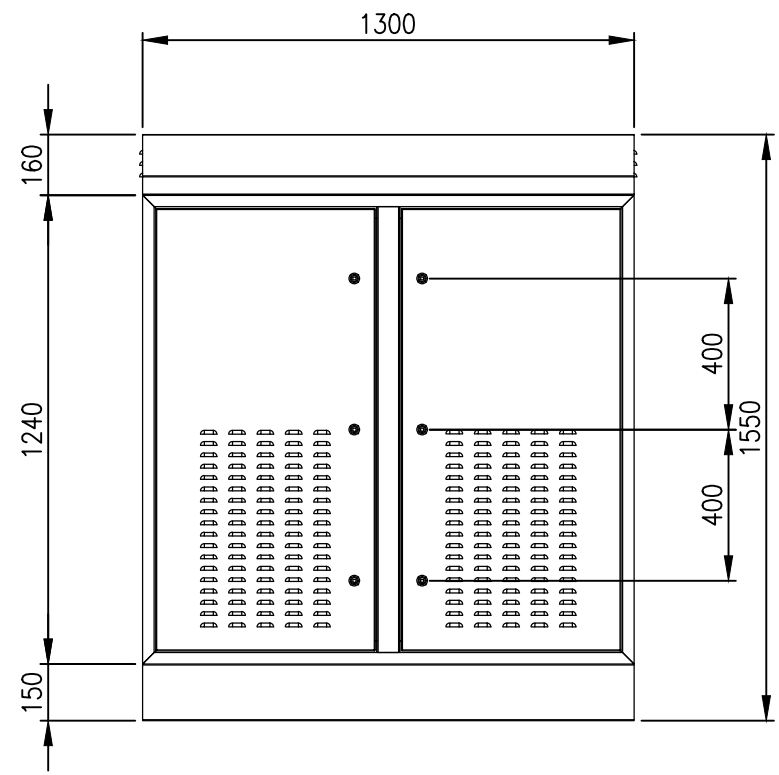
RevNo	Revision note	Date	Signature	Checked
0	GENERAL REVISION		IP	IP



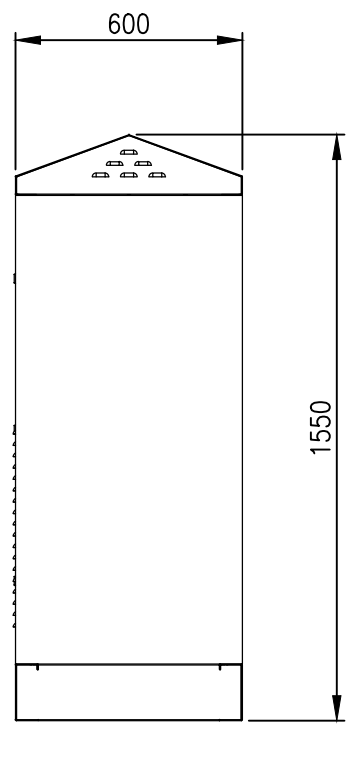
TOP VIEW



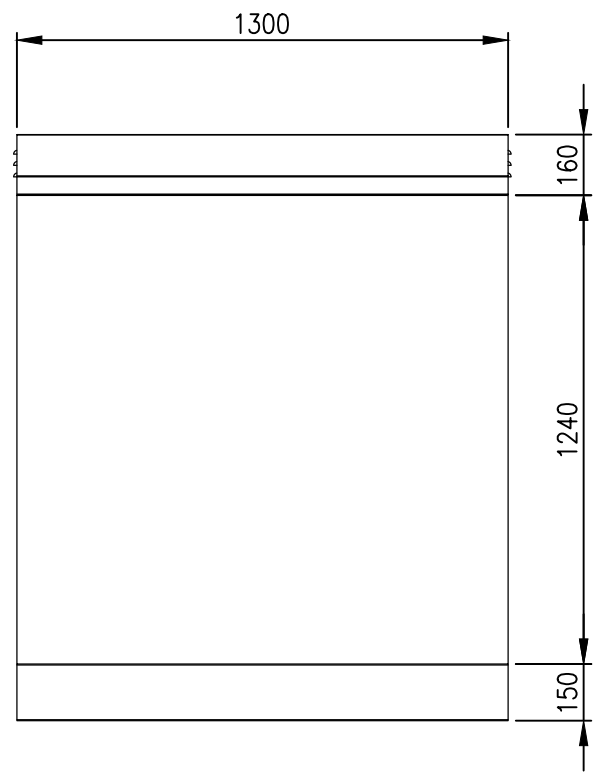
LEFT SIDE VIEW



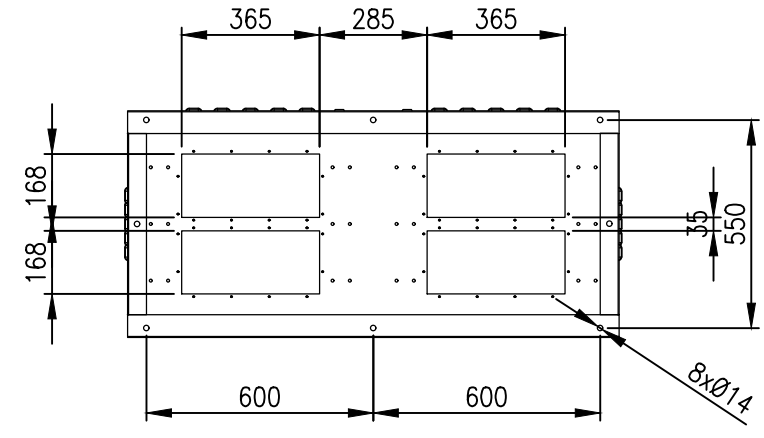
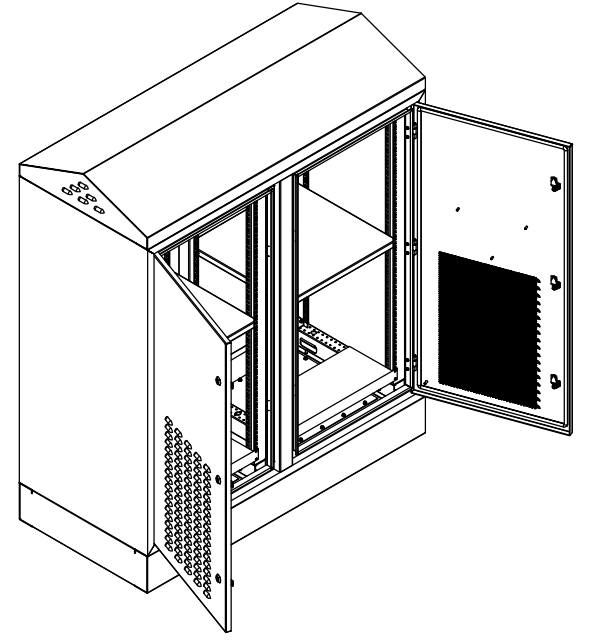
FRONT VIEW



RIGHT SIDE VIEW



REAR VIEW



BOTTOM VIEW

MATERIAL
 BODY: 2.0mm GALVANISED STEEL SHEET
 DOOR: 2.0mm GALVANISED STEEL SHEET
 19" DATA RAILS: 1.5mm GALVANISED STEEL SHEET
 GLAND PLATE: 3.0mm ALUMINIUM
 SEAL: POLYURETHANE
 SURFACE TREATMENT: POWDER-COAT 80-120micron
 STANDARD COLOUR: RAL6005 MOSS GREEN

PROTECTION: IP33 IK10, NEMA 4 (LOUVRED)
 STANDARD: IEC62208, IEC/EN/AS60529, EIA-310-D

© IP ENCLOSURES 2022.
 THIS DRAWING SHALL NOT BE COPIED OR REPRODUCED WITHOUT
 AUTHORISATION FROM IP ENCLOSURES.
 www.ipenclosures.com.au

Itemref	Quantity	Title/Name, designation, material, dimension etc	Article No./Reference
Designed by IP	Checked by IP	Approved by - date 26/07/22	Filename IP-2X24U6560-LVR-GRN
Date 26/07/22		Scale 1:20	Article No./Reference 2 x 24U (48U) 19" 1300W x 600D DOUBLE BAY (LOUVRE)
Edition 0		Sheet 1/1	IP-2X24U6560-LVR-GRN